

Year 11 Information Evening

Mr Gannon
Headteacher
September 2023



The beauty of teaching

Teacher



Students





GCSEs and A Levels results

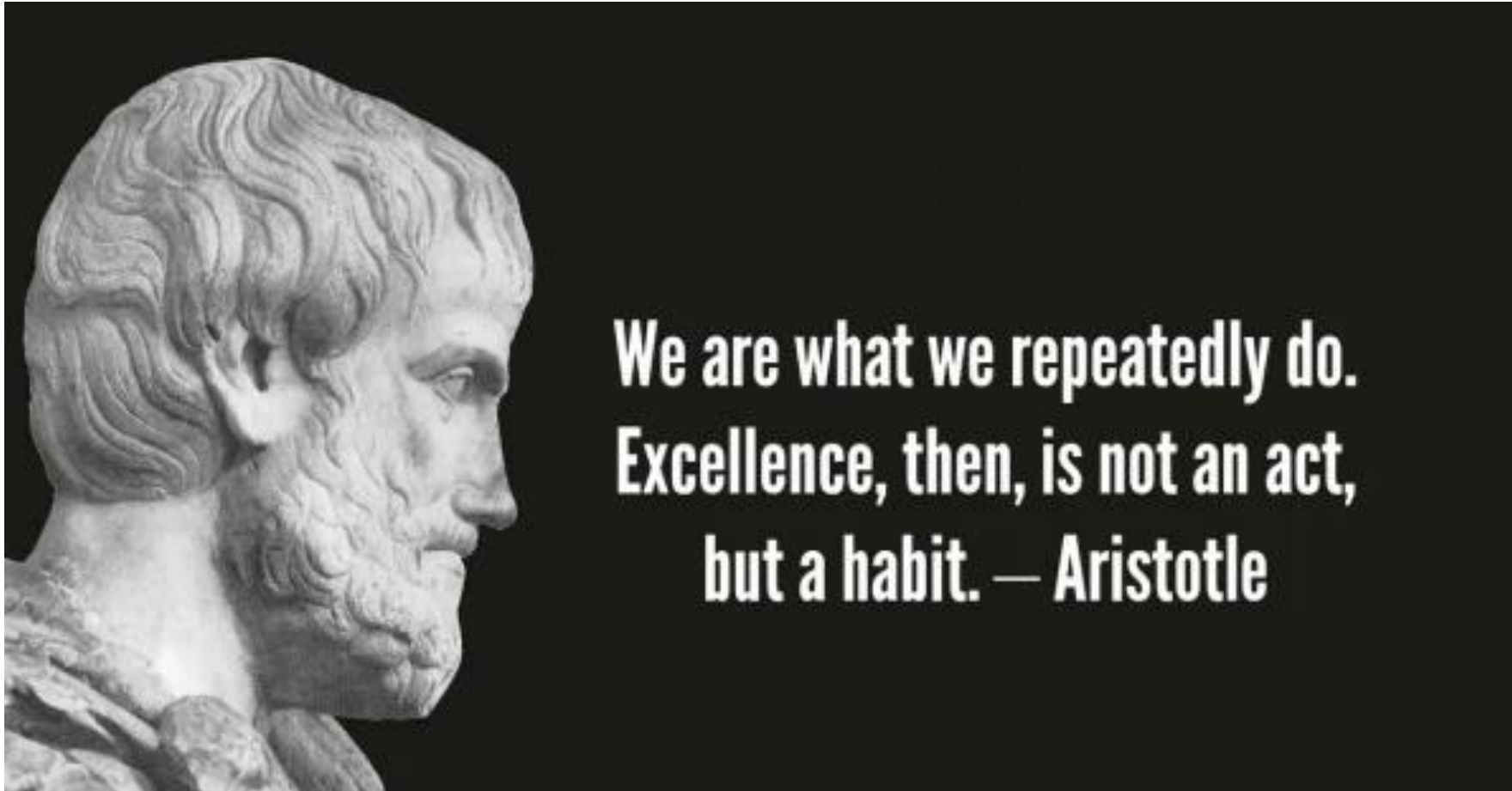


Work Hard, Be Kind, Follow the Rules

*Getting it right, first time,
every time!*



Final message from me:



The Academic Year

18th September – Careers Interviews

16th October – Practice Interviews

23rd October – 10th November – Trial Exams 1 start (2 weeks) (Half-Term 30th October – 3rd November)

26th October – Sixth Form Open Evening

13th December – Student Progress Report

14th December – Student Progress Evening 1

22nd January – Trial Exams 2 start (3 weeks)

6th March – Year 11 Sixth Form Event

20th March – Student Progress Report

21st March – Student Progress Evening 2

9th April – Year 11 Revision Support Evening

9th May – GCSEs start

28th June 2024 - Prom



A photograph of Coombe Abbey, a large stone mansion with a classical facade, set against a clear blue sky. The foreground features a meticulously landscaped garden with a winding path, a large palm tree on the left, and a bed of red flowers. The text "Coombe Abbey" and "Friday 28th June 2024" is overlaid in white on the center of the image.

Coombe Abbey

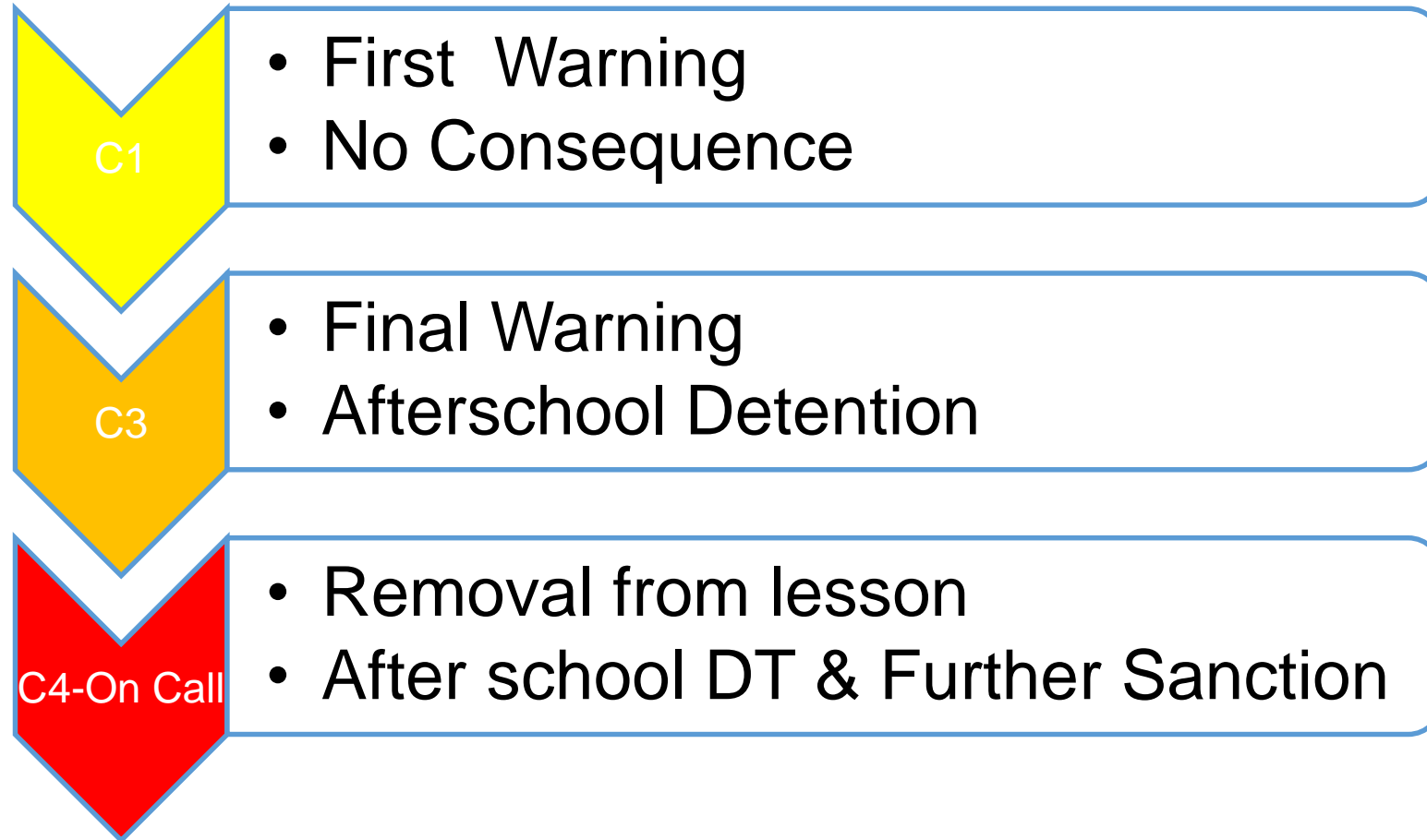
Friday 28th June 2024

Behaviour

- No more than **30 LLD** points
- No more than **4 detentions** (pastoral, C3, subject)
- No more than **2 school detentions**
- No more than **2 C4s**
- No more than 2 Inclusions
- **No exclusions**



Consequence Behaviour Policy



Attendance

- No less than **95% attendance**
- No more than **10 lates** – to morning registration or period 4.
- **No truancy**



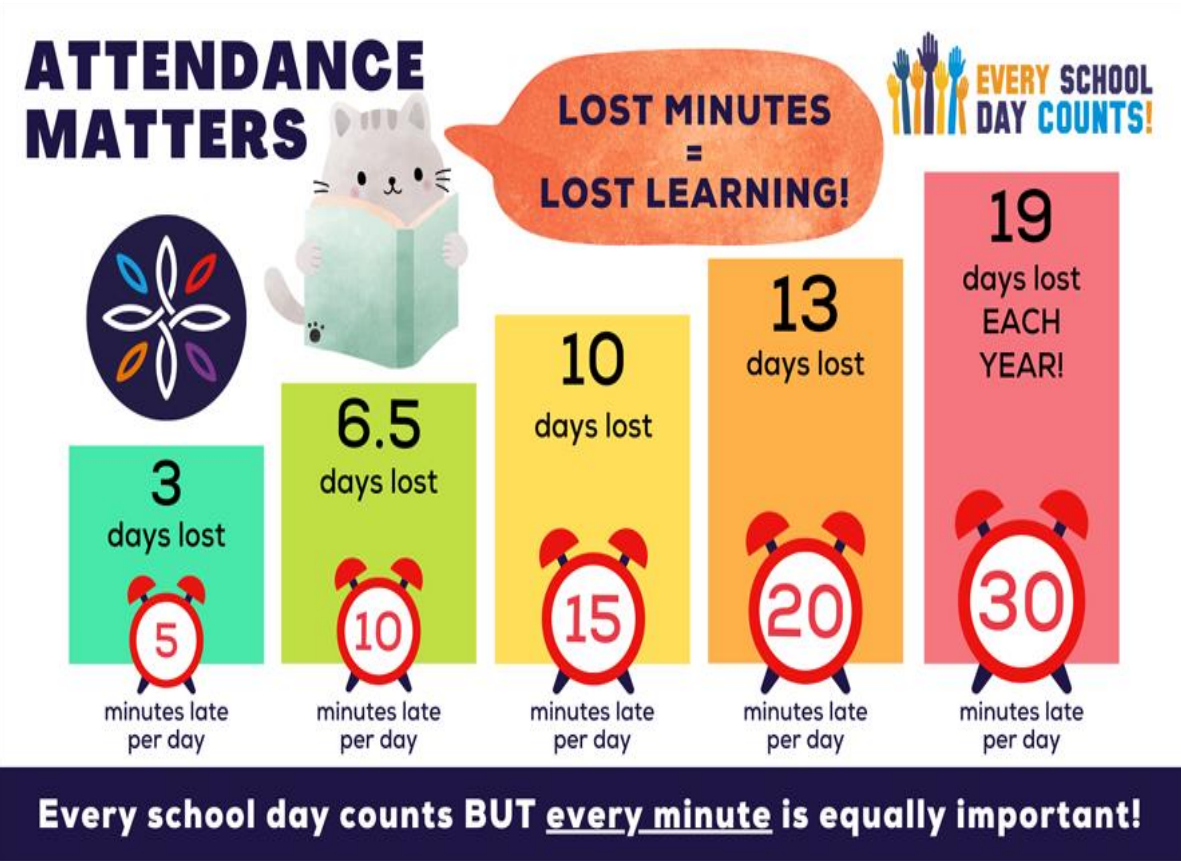


Revision sessions

- Attended and actively participated in at least **10 lunchtime or after school revision sessions** during the autumn, spring or summer terms.

Punctuality & Attendance

8.35am - Be on School Site
8.40am - Main Gate Closes/Start to move to Line Up



Attendance Ladder



Holiday requests

- “Headteachers may not grant any leave of absence during term time unless there are exceptional circumstances”.
- Holidays are not considered exceptional circumstances.

Any leave of absence requests will be dealt with individually, and absence can be granted under exceptional circumstances, holidays do not fall into this category. It is such an important year we want your son or daughter here as often as is possible.



Standards and Expectations





The dangers of Vapes and vaping

- There is just the one single, straightforward, hard and fast rule: Buying a vape under the age of eighteen is illegal.
- It is also illegal to vape under the age of 18, even with parents' permission.



Vapes and Vaping – your support is appreciated

- We know that the large majority of our students do not vape. Thank you for your support in reiterating these messages at home.
- Please continue to have conversations at home around the effects of vaping: peer pressure can be strong at this age
- We continue to teach messages to students around the negative effects of vaping
- We are legally allowed to conduct searches if vaping has been reported/suspected
- Support nationally is available through online websites. Please also see the handout for further help/advice or speak to us if concerns remain.

Safeguarding

Principles

- Safeguard and promote the welfare of all students.
- Children who are safe and feel safe are better equipped to learn.

Staff

- Over 16 trained DSLs.
- Full-time counsellor.
- Behaviour intervention and reintegration staff.
- Learning mentor.
- All staff receive regular training and updates.



Safeguarding – Support and Signposting

- Speak to a trusted adult.
- HLS_help@highamlaneschool.co.uk

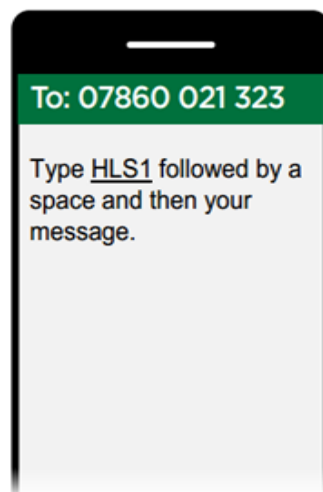




PROBLEM?

Whisper it!

If you have a problem or concern in school or at home, you can report it to a member of staff anonymously.



When To Report...

You or a friend are being bullied

You are concerned for
a student's welfare

A student, member of staff, or parent
has behaved inappropriately

You need to talk to someone
about a problem

Suggestion for changes or
improvements in school

Report via SMS or visit:

<https://swgfl.org.uk/whisper/hls1/>



Safeguarding – Support and Signposting

- Samaritans provide a 24 hour listening service. Call 116123
- If you are 11-18, talk to someone today: 02476 641799 (8am to 8pm) or 0300 200 0011 (overnight) or download the Stay Alive app www.cwrise.com
- Papyrus - Call 0800 068 41 41 Mon-Fri 10am-10pm, Weekends 2.00pm to 10.00pm and Bank Holidays 2.00-5.00pm. Text 07786 209 697
- <https://www.kooth.com/>
- <https://www.meetoo.help>

All of these support networks and more information can be found on the school website under 'Parents and Students' – the Health and Wellbeing Hub.



Safe, responsible and appropriate social media use

- Use of social media to make unkind, hurtful, threatening and defamatory comments about other students, often in 'social media groups' with a very large number of members/followers which occur outside of school will not be investigated by the school and parents/carers are advised to contact the Police. These comments are examples of cyberbullying and many would be labelled as hate crime.



Safe, responsible and appropriate social media use


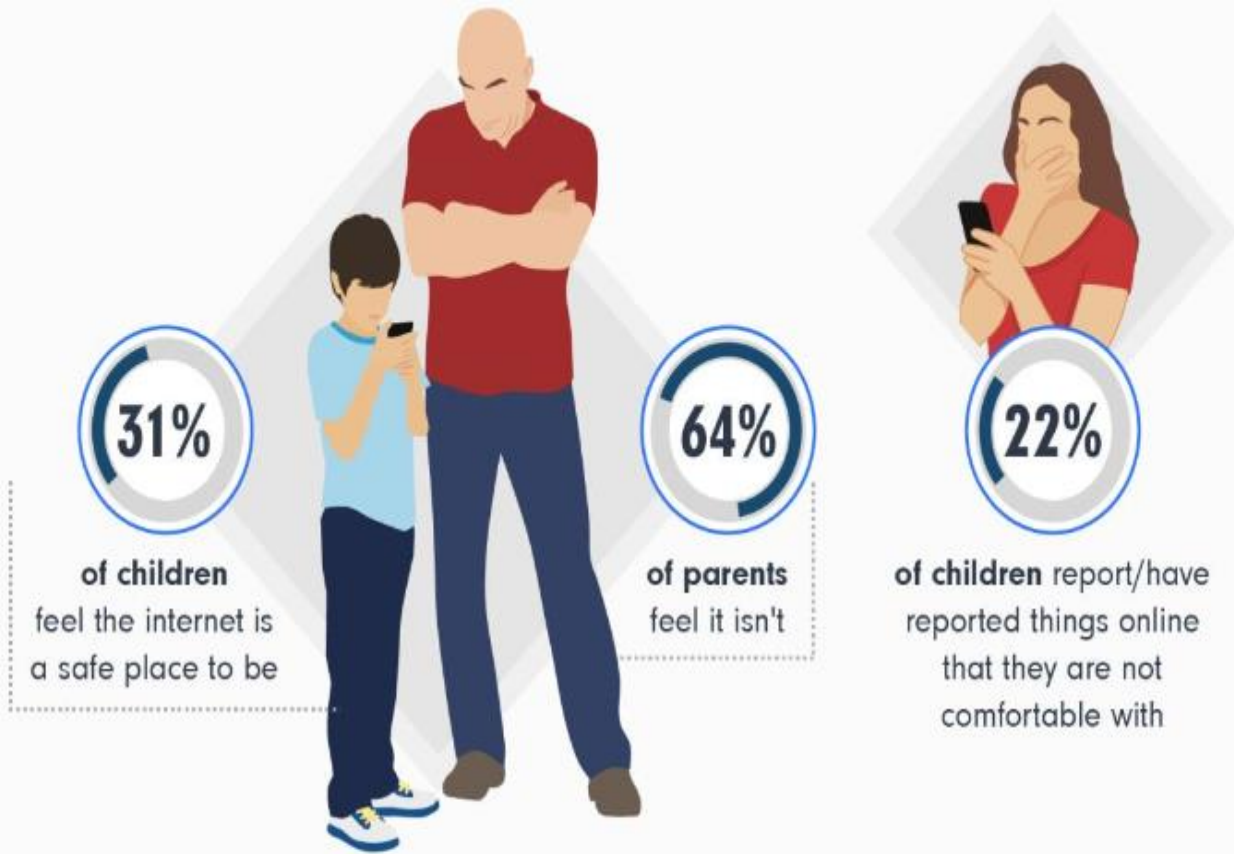
- Please model and discuss safe, responsible and appropriate social media use, to check the social media sites/apps which your son/daughter is a member/follower of and monitor the comments made and received by your son/daughter.



Youth Produced Sexual Imagery

- It is against the law to produce, possess or share explicit images of anyone under 18, even if this is done consensually, or if a child makes an explicit image of themselves.
- You should take steps to get an explicit image or video removed if it's been posted online.
- Report the image to the site or network hosting it.
- Contact the [Internet Watch Foundation \(IWF\)](#).
- Children and young people under 18 who are worried that a sexual image or video of them may have been shared online can use Childline and IWF's [Report Remove tool](#) to see if it can be taken down.





13 is the recommended age to use social media





of 8 to 11 year olds
have a social media profile

On average,
children (5-15) use
4
social networks



of 12 to 15 year olds
have a social media profile

64%
of children
consider themselves
knowledgeable
about Snapchat



Only
26%
of parents consider
themselves knowledgeable



41% of children said they found it easier
to be themselves on the internet than
when they are face-to-face



Threats and Trends 2022

Peer-on-peer abuse
(Cyberbullying)

Misinformation
("conspiracies")

Scams

Sexual Exploitation

Influencers

Non-fungible token
(NFTs)

Deepfakes

Virtual Reality

AI Friends and
Companions

Esports

Disconnection

Gambling
Behaviours

Mistrust and
Cynicism

Online
Radicalisation

Reliance on
Technology



What we are doing at Higham Lane

- Internet usage monitoring
- Incorporating Online safety in our curriculum such as in Computer Science/ICT and PD/PHSE lessons
- Updating Policies and Practices regularly to keep children safe
- Raising awareness via Safer Internet Day
- Keeping all staff up-to-date with trends and dangers online
- Respond to incidents that occur in school
- Parent/carer, student and school agreement



Family Information Service

- The Family Information Service provides free information to support families in Warwickshire with children and young people aged 0-25 regarding issues such as: childcare, SEND, help with finances and parenting support.
 - Further information is available from <https://www.warwickshire.gov.uk/fis>





Higham Lane Sixth Form

Mr Hanif Ladha

Assistant Headteacher
(Head of Sixth Form)



2023 Leavers Celebration

- Excellent results
- Excellent positive pathways

Higham Lane Sixth Form



- **Excellence in teaching (Helping Learners Succeed)**
- **Excellence in pastoral support and enrichment opportunities** (preparation for an ever-changing world)
- **Excellence in advice and guidance** (positive progression to post 18 pathways - partners with businesses and HE providers)

A natural pathway for Year 11

SIXTH FORM OPEN EVENING

Thursday 26th October 2023

6pm till 8.30pm

- **Information and application process**
- **Subject stalls**
- **Post 18 careers convention – universities and apprenticeship providers**

Visit the Higham Lane Sixth Form website and social media for latest information

See you there.

GCSE examinations summer 2024 and strategies for maximising achievement

K Robinson

Acting Deputy Headteacher





***It will all
be worth it..!***

- Ofqual (exams regulator) – we will share exam updates with you
- As we were informed by Ofqual, GCSE (and A Level) grade boundaries were indeed higher in 2023 and take us back to pre-pandemic levels
- As a school, we have recorded very strong progress and attainment for our GCSE (and A Level) students
- This is a result of the excellent partnership between home and school, particularly during Year 11, working so effectively together
- In advance, thank you for your support. Together we get there!



Supporting your child at school

- Mentorship
- Success Group
- Subject intervention
- Catch up and revision classes – there will be clashes unfortunately!
- Progress check interviews with senior staff
- Motivational and Information Assemblies
- Student Progress Reports & Student Progress Evenings
- Higham Lane School Loyalty Card
- Revision guides and useful websites

Supporting your child at school: Mentorship

- A targeted group of students will be mentored by our Learning Mentor.
- Regular meetings to discuss progress, concerns and revision strategies
- Clear link between attendance and achievement
- Mentorship is also undertaken by co-tutors



Supporting your child at school: Success Group

- Aimed at students who we are confident will achieve but who may need some extra support or encouragement!
- Based on current progress
- 6- 8 week programme, different groups of students at three points during the year
- Linked to rewards
- Maximum of 30 boys and 30 girls



Support at school: Loyalty Card

- Aimed at encouraging attendance at revision classes
- Students need to attend a minimum of 10 lunchtime or after school revision classes from the point at which is launched in order to qualify for the prom
- If students attend more than 10 classes, for every additional 10 classes they attend, they will qualify for either:-
- £5 off their prom ticket or;
- a £5 Love to Shop voucher if they are not attending the prom.
- up to a maximum of £10 per student.
- Registering attendance at revision classes is done through the QR codes



Revision Guides and Useful Websites – visit HLS website/ teaching and learning



Higham Lane School
Helping Learners Succeed

REVISION GUIDES AND USEFUL WEBSITES

(The awarding body, course title and course code are shown in brackets)

ART AND PHOTOGRAPHY

(OCR GCSE (9-1) FINE ART: J171)

(OCR GCSE (9-1) PHOTOGRAPHY J173)

Qualification Materials:

www.ocr.org.uk/Images/220463-specification-accredited-gcse-art-and-design-j170-j176.pdf

Websites:

www.bbc.co.uk/schools/gcsebitesize/art/

www.studentartguide.com

www.pinterest.co.uk

www.illustrationweb.com

<http://visualarts.britishcouncil.org/collection/artists>

www.gac.culture.gov.uk/places_browser.aspx

N.B. Teachers will refer to exemplar portfolios throughout the year to support with assessment objectives. More are available to look at upon students' request.

BUSINESS (Edexcel GCSE Business) 1BS0



The Iceberg Illusion

Success
is an
iceberg

SUCCESS!

WHAT PEOPLE
SEE

Persistence



Failure



Sacrifice



Disappointment



WHAT PEOPLE
DON'T SEE

Dedication



Hard work



Good habits





Trial exams 1: 6 weeks to go!

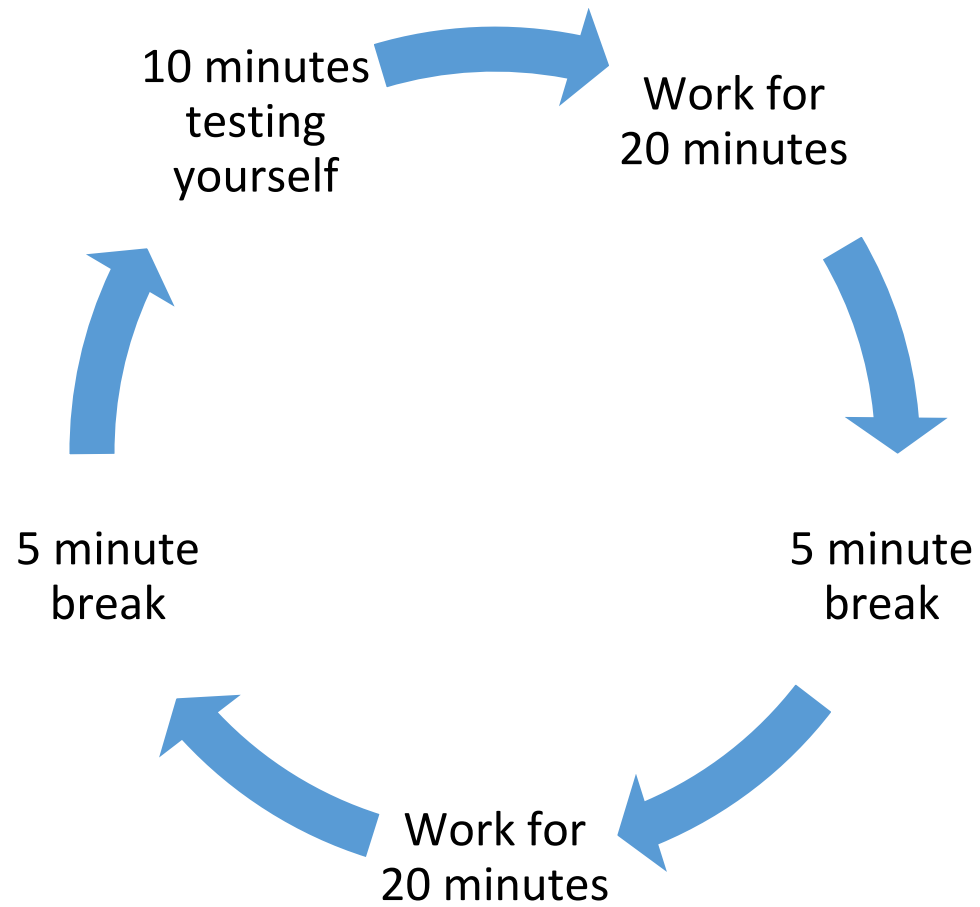
23rd October – 10th November (2 weeks)

1. Does your child have a quiet place to study? Does this need to be in your eyeline?! Keep distractions such as phones and X-Box to a minimum!
2. Buy sets of cue cards, plastic wallets, folders, box files, keep books/folders separate to revision notes
3. Create a revision timetable: build up slowly, start now, avoid pressure points!
4. Manage and motivate: stress levels, diet, rest breaks, rewards: study-life balance is key to success.

REVISION TIMETABLE

	Monday	Tuesday	Wednesday	Thursday	Friday	Saturday	Sunday
9am-10am							
10am-11am							
11am-12pm							
12pm-1pm							
1pm-2pm							
2pm-3pm							
3pm-4pm							
4pm-5pm							
5pm-6pm							
6pm-7pm							

Revision timetable – getting organised is key



- Work for 40 minutes
- 10 minute break
- 10 minutes testing yourself



If it's not working, change it!

- Is your child having enough breaks?
 - Is your child planning revision when it's not the best time for them?
 - Is your child leaving the hardest/least favourite subjects to the end of the week when their motivation levels are waning now?
- Is your child simply procrastinating?!
 - Which revision strategies will work best?
 - Does your child have topic lists from subject teachers to get started with for the trial exams?

Active revision

Spaced practice: small amounts of time, build up slowly and 'chunk' material into small amounts to begin learning and revising.

Retrieval practice: Look-Cover-Write Check, practice tests, quizzes, flashcards all designed to test memory skills and learn knowledge.

Elaboration: ask questions, find patterns or differences.

Interleaving: switch between topics to mix revision up.

Concrete examples: use model and exemplar responses – annotate and imitate these.

Dual coding: visuals to represent information to learn.



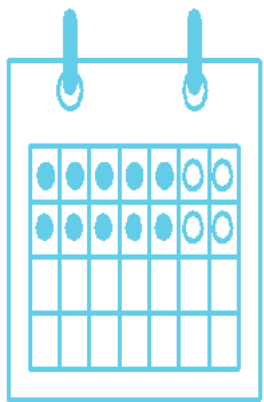


Spaced Practice

HOW TO DO IT

Start planning early for exams, and set aside a little bit of time every day. Five hours spread out over two weeks is better than the same five hours all at once.


M T W Th F Sa Su M T W Th F Sa Su



Spaced Practice

HOW TO DO IT

Review information from each class, but not immediately after class.

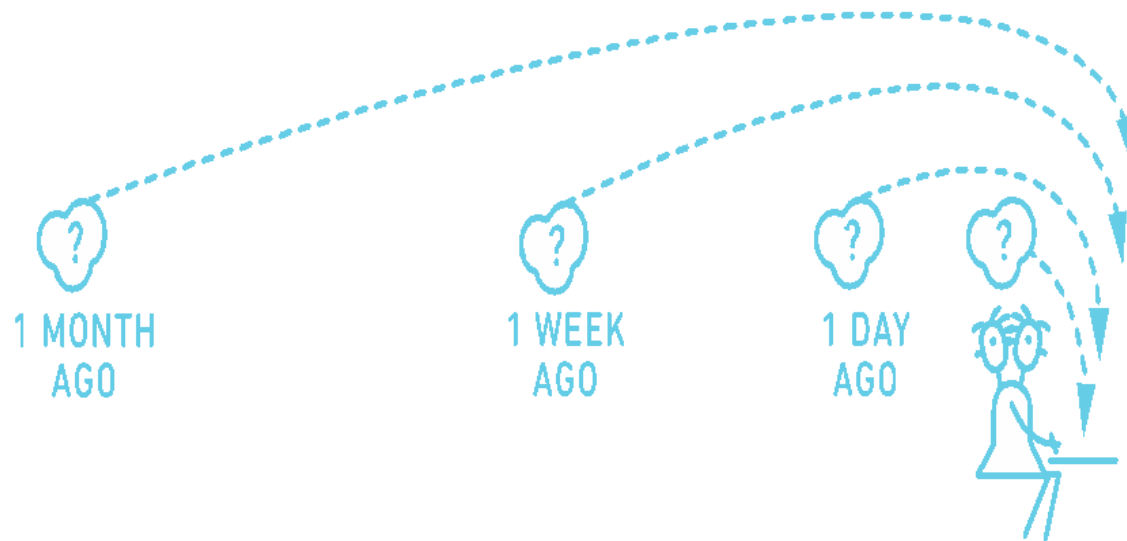




Spaced Practice

HOW TO DO IT


After you review information from the most recent class, make sure to go back and study important older information to keep it fresh.



Spaced Practice

HOLD ON

This may seem difficult and you may forget some information from day to day, but this is actually a good thing! This forces you to retrieve information from memory.






Retrieval Practice

HOW TO DO IT

Put away your class materials, and write or sketch everything you know. Be as thorough as possible. Then, check your class materials for accuracy and important points you missed.



Retrieval Practice

HOW TO DO IT

Take as many practice tests as you can get your hands on. If you don't have ready-made tests, try making your own and trading with a friend who has done the same.

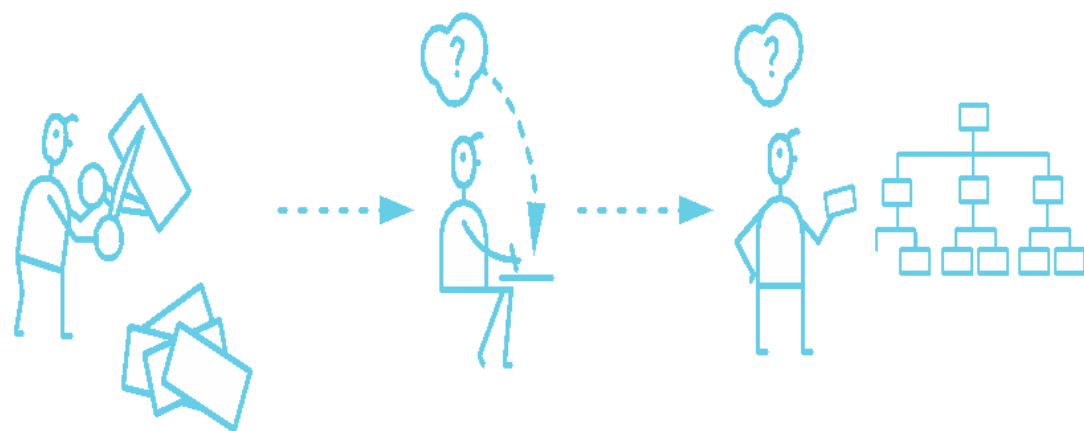




Retrieval Practice

HOW TO DO IT


You can also make flashcards. Just make sure you practice recalling the information on them, and go beyond definitions by thinking of links between ideas.



Retrieval Practice

HOLD ON!

Retrieval practice works best when you go back to check your class materials for accuracy afterward.






Retrieval Practice

HOLD ON!


Retrieval is hard! If you're struggling, identify the things you've missed from your class materials, and work your way up to recalling it on your own with the class materials closed.



Retrieval Practice

HOLD ON!

Don't only recall words and definitions. Make sure to recall main ideas, how things are related or different from one another, and new examples.






Elaboration

HOW TO DO IT

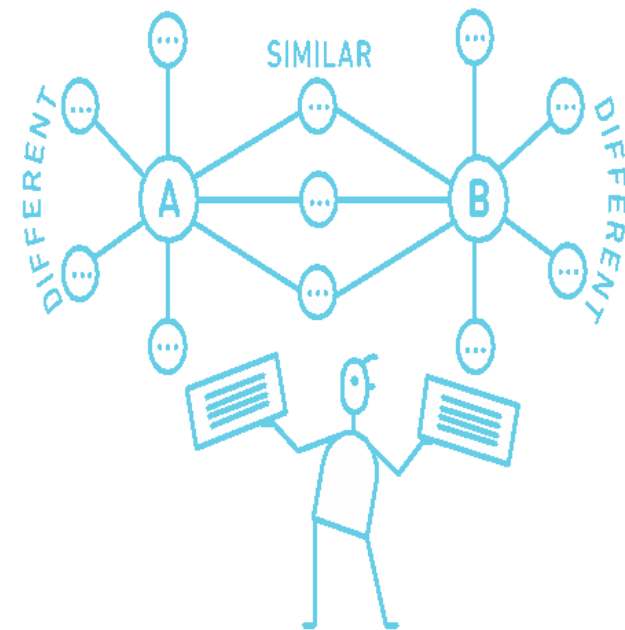
Ask yourself questions while you are studying about how things work and why, and then find the answers in your class materials and discuss them with your classmates.



Elaboration

HOW TO DO IT

As you elaborate, make connections between different ideas to explain how they work together. Take two ideas and think of ways they are similar and different.






Elaboration

HOW TO DO IT

Describe how the ideas you are studying apply to your own experiences or memories. As you go through your day, make connections to the ideas you are learning in class.



Elaboration

HOLD ON!

Make sure the way you are explaining and describing an idea is accurate. Don't overextend the elaborations, and always check your class materials or ask your teacher.





Elaboration

HOLD ON!

Work your way up so that you can describe and explain without looking at your class materials.



Interleaving

HOW TO DO IT

Switch between ideas during a study session. Don't study one idea for too long.

TOPIC
A



TOPIC
B



TOPIC
C





Interleaving

HOW TO DO IT

Go back over the ideas again in different orders to strengthen your understanding.

TOPICS
A B C



STUDY
SESSION
1

TOPICS
C B A



STUDY
SESSION
2

TOPICS
A C B




STUDY
SESSION
3



Interleaving

HOW TO DO IT

Make links between different ideas as you switch between them.






Interleaving

HOLD ON!

While it's good to switch between ideas, don't switch too often, or spend too little time on any one idea; you need to make sure you understand them.



Interleaving

HOLD ON!

Interleaving will feel harder than studying the same thing for a long time. But don't worry - this is actually helpful to your learning!






Dual Coding

HOW TO DO IT

Look at your class materials and find visuals. Look over the visuals and compare to the words.



Dual Coding

HOW TO DO IT

Look at visuals, and explain in your own words what they mean.






Dual Coding

HOW TO DO IT

Look at your class materials and find visuals. Look over the visuals and compare to the words.



Dual Coding

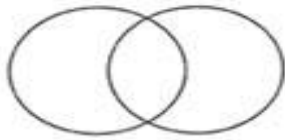
HOW TO DO IT

Look at visuals, and explain in your own words what they mean.

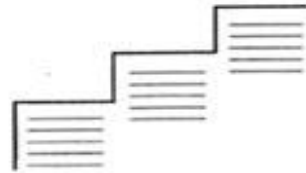


Examples of Visual/Graphic Organisers

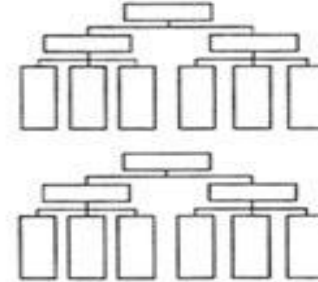
Venn Diagram



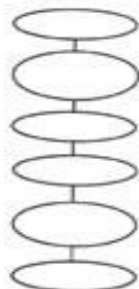
Sequential Thinking Model



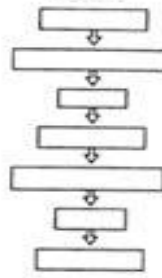
Sequential Thinking Model



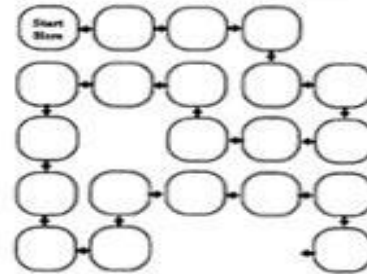
Chain



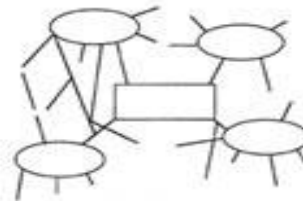
Chain



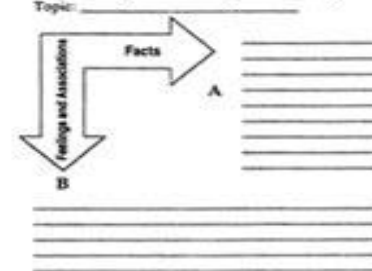
Sequential Thinking Model



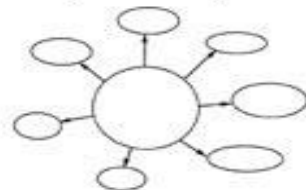
Web



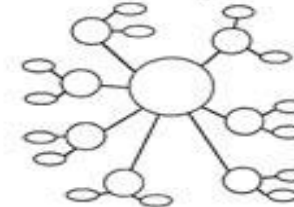
Thinking at Right Angles



Spider Map



Mind Map



Use time effectively for revision

1. Quizzing. Good old fashioned quizzing is an ideal vehicle to get students self-testing, which is proven to be a robust revision strategy, so that students can calibrate their knowledge and remembering. There are various types of quizzes, of course, such as short answer quizzing, multiple choice or mix, with different question types for different purposes.



Use time effectively for revision

2. Just a minute’. ‘Just a Minute’ takes the classic radio game and adapts it to almost any topic, text, or examination revision term. Put simply, students have to talk for a minute on the given term/topic – no pauses, no hesitations. Slips or repetitions or micro pauses lose a ‘life’ – three strikes and you’re out. If you can elaborate on a topic and explain it well, you have retrieved it from memory – a good revision act – as well as likely consolidating it too. If you are supporting your son/daughter, use the script/revision notes to test them on what they are saying to you in the minute.



Use time effectively for revision

3. Prepare to teach. Similar to 'Just a minute', this strategy involves the idea of your son/daughter to teach you (!) or a peer a topic from their revision. It enables students to elaborate on their knowledge. Even expecting your son/daughter to teach you can have a positive impact in helping them to ensure their notes and what they say is organised and meaningful!

4. Past questions. Students need to practise examination questions, over and over, well spaced over time. The effect of exploring worked examples or exam answers, as well as writing their own, helps students process, practice and refine their revision to meet the parameters of exam success.



Working together to support your child – active revision for success!

- *Plan coursework and controlled assessment deadlines asap – don't leave it until the last minute!*
- Look through exercise books/folders, continual assessments will show strengths and next steps.
- Wealth of resources from teachers: past papers, exemplar responses, shared exam criteria on shared areas, Google Classroom, in their exercise books and folders
- Encourage attendance to revision classes
- Begin making revision at home part of the working week – revision timetable to create habits and routines
- Encourage your son/daughter to seek help where required.
- Contact subject teachers/SLs for further help if required.





***It will all
be worth it..!***

Year 11 Maths

N Charnell

Subject Leader for Mathematics



GCSE Mathematics – Curriculum Plan

Initially, students will work through the Year 11 Scheme of Learning to complete the course content.

Their knowledge of topics covered whilst in Years 9 and 10 will be assessed through starter tasks and gaps will be identified and addressed.

A tailored dedicated programme of revision will be delivered in the remainder of the Spring and Summer term to enable your son/daughter to maximise their potential using feedback from their trial exams.

YEAR THREE		
Autumn term: 14 weeks (63 hours)		
34	Circle theorems + test + analysis (Higher Only)	9
35	Discrete growth and decay + test + analysis	5
36	Direct and inverse proportion + test + analysis	7
37	Collecting and displaying data + test + analysis <i>This may take longer for crossover students</i>	8
38	Analysing data + test + analysis	9
39	Interpreting graphs + test + analysis	7
40	Algebraic inequalities + test + analysis	8
41	Transformations of curves and their equations + test + analysis (Higher Only) <i>Don't rush to get this done before Christmas</i>	9
	Revision for trials	5
Spring term: 12 weeks (54 hours)		
	Revision (A dedicated programme of revision will be provided)	
Summer term – first half: 6 weeks (21 hours)		
	Revision (A dedicated programme of revision will be provided)	

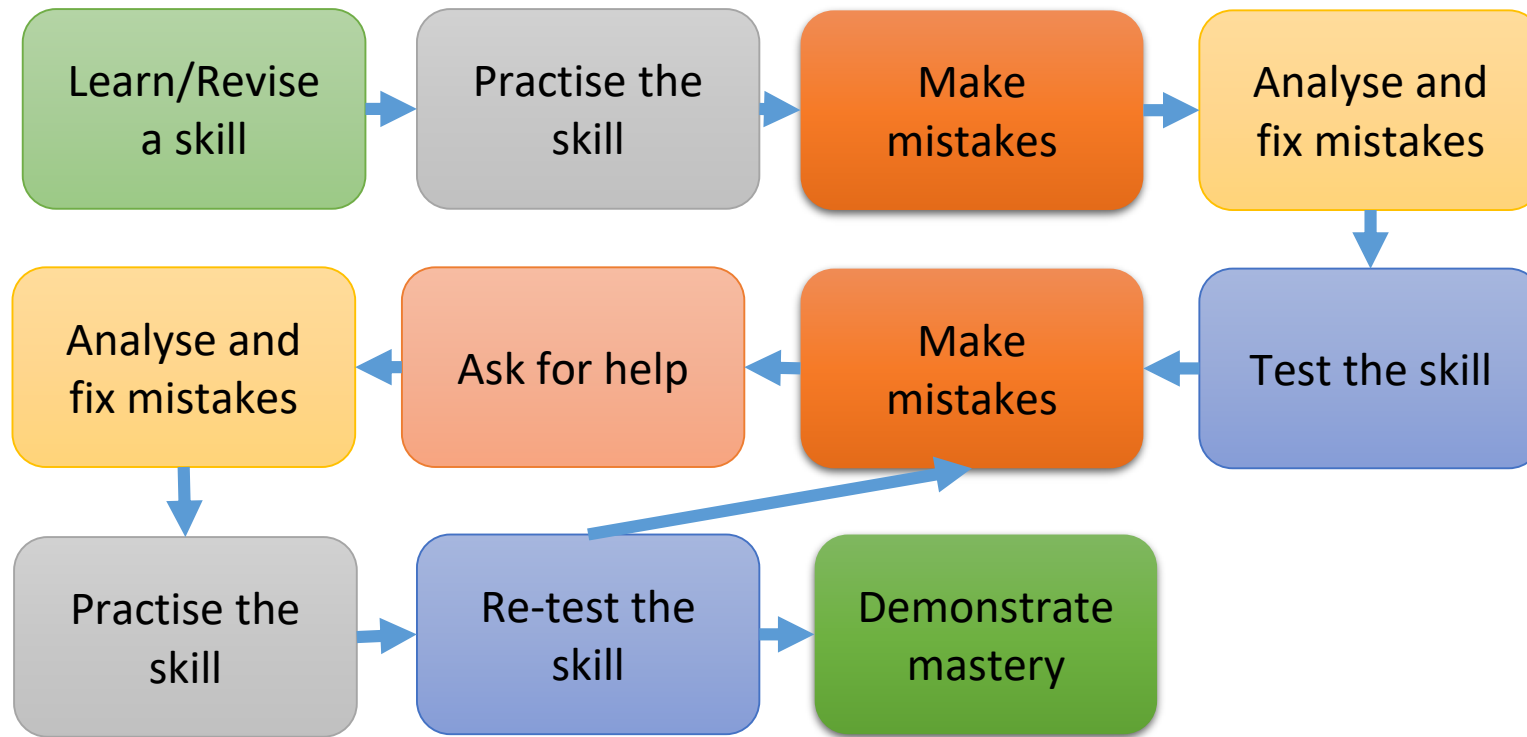
The Maths department will also be offering catch-up sessions during the course of the year. More information to follow via Maths teachers and on Google Classroom.



GCSE Mathematics – Learn More, Do More

Excellent progress in Maths is developed through regular practise and resilience to overcome those barriers in understanding.

How to learn and revise maths



Learn/Revise a Skill strategies

- Lessons
- Video clips – Dr Frost/Maths Genie/Corbett Maths
- Revision Guides/Knowledge Organisers/MyMaths lessons

Practise the skill strategies

- Dr Frost Maths
- Maths Genie Graded Exam Questions
- Practise Questions on Corbett Maths
- MyMaths tasks and booster packs

‘Mathematicians aren’t people who find maths easy. They’re people who enjoy how hard it is’



Using Online Resources to support learning from home

How will Google Classroom be used to enhance Teaching and Learning in Maths?

Students will be invited to join their class on **Google Classroom** so that class teachers are able to

- Share **Home Learning** resources and deadlines
- Share **additional resources** such as online videos that will support your son/daughter's progress
- Provide **targeted intervention** for your son/daughter if they are struggling with a particular topic.

How will MyMaths be used to enhance Teaching and Learning in Maths?

MyMaths is an online learning platform containing interactive lessons and homework tasks for all KS4 topics.

- Students receive **homework** set by their teacher.
- Students can access **interactive lessons** for each topic.
- Students can complete **Booster Packs** of additional practice at the level they are currently working towards.

How will Dr Frost Maths be used to enhance Teaching and Learning in Maths?

Dr Frost Maths is an online learning platform that will enable the Maths department to provide detailed feedback to each student.

- Students receive **homework** set by their teacher.
- Students can access **videos**, **key skills** and **practise** by topic.
- Teachers receive question by question **analysis**, can see student's working out and can provide individual **feedback** alongside whole class feedback.

Students will receive their own individual logins to each of these online platforms in September, as well as detailed instructions on how to access and use them.

Students are encouraged to familiarise themselves with the features of these platforms and use the revision and review functionality to improve their skills.





Essential top tips – what can students do to improve?

Structure revision
programme
provided by school

Revision Packs

Year 10
Revision
Higher Tier
Booklet

These questions have been put together to help you prepare for your upcoming Year 10 Assessment.

Things to remember:

- If you are unsure, use MyMaths to help you
- MyMaths club is on Wednesday lunchtimes in MSL
- If you get stuck on some of these questions make sure you ask your teacher for help

Exam Papers

OCR
Oxford Cambridge and RSA

GCSE (9–1) Mathematics
J560/01 Paper 1 (Foundation Tier)

Thursday 25 May 2017 – Morning
Time allowed: 1 hour 30 minutes

You may use:
- a calculator or graphical calculator
- a ruler and set square
- any other materials
- any other paper

Enter your name
Last name
First name
Candidate number

INSTRUCTIONS

- Use black ink. You may use an HB pencil for graphs and diagrams.
- Complete the boxes above with your name, centre number and candidate number.
- Answer all the questions.
- Read each question carefully before you start to write your answer.
- Where appropriate, your answers should be supported with working. Marks may be given for a correct method even if the answer is incorrect.
- Write your answer to each question in the space provided.
- Additional paper may be used if required but you must clearly show your candidate number, centre number and question number(s).
- Do not write in the boxes.

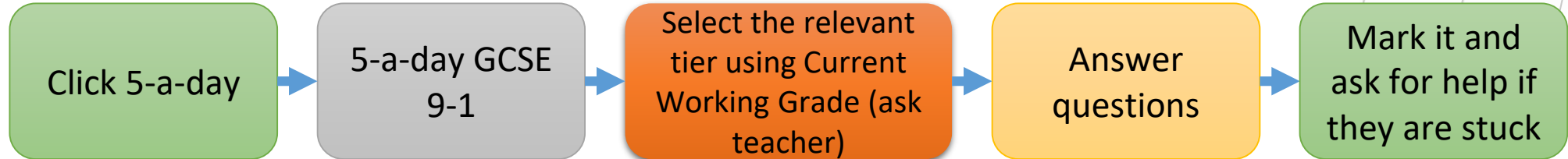
INFORMATION

- The total mark for this paper is 100.
- The marks for each question are shown in brackets [].
- Use the π button on your calculator or take it to be 3.142 unless the question says otherwise.
- This document consists of 20 pages.

© OCR 2017. All rights reserved. OCR is an exempt charity. Turn over

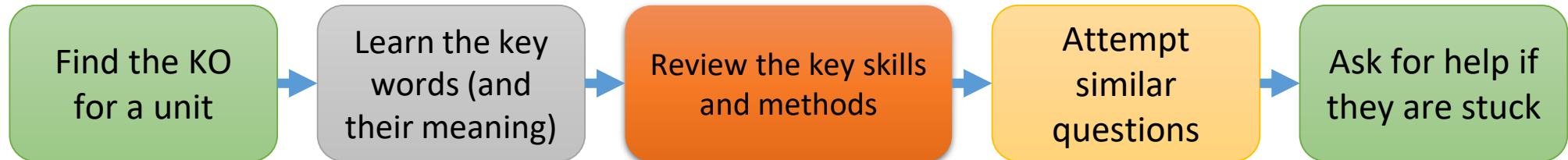
Corbett Maths <https://corbettmaths.com/>

Practise skills using the 5-a-day



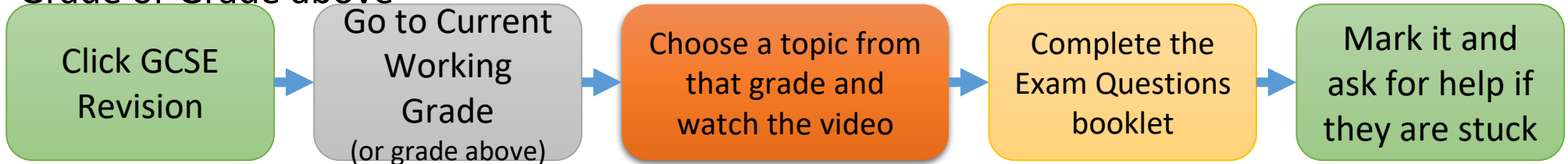
Knowledge Organisers

Test knowledge of the key skills, definitions and methods from each unit



Maths Genie <https://www.mathsgenie.co.uk/>

Use the Exam Questions by topic booklets to fill gaps in knowledge at Current Working Grade or Grade above



Grade 1/2

Videos

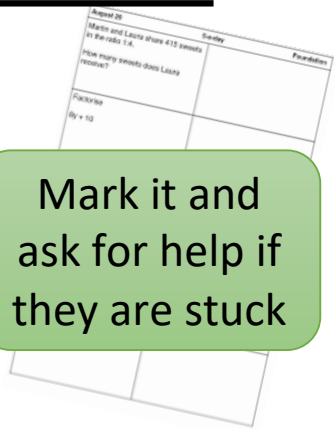
[Addition and Subtraction](#)

Exam Questions Booklet

[Addition and Subtraction](#)

Solutions

[Solutions](#)



Essential top tips

Tiered Entry – *not decided until after Year 11 Spring Trial Exams*

- Foundation – Grades 5, 4, 3, 2, 1
- Higher – Grades 9, 8, 7, 6, 5, 4

Three exam papers

- 1h 30mins each and 100 marks each
- One Non-Calculator paper
- Two Calculator papers

Maths Intervention

- Your son's/daughter's progress is monitored closely by their Maths teacher
- 'Intervention' groups to be set up each term to support underachieving students. These will be reviewed after each assessment point.

The Fast/Dual Set

Historically, students in the 'Fast Set' – 101/Ma1 (the 30 most able mathematicians in the Year) have sat GCSE Maths at the end of Year 10. They have then sat GCSE Statistics and Level 2 Further Maths at the end of Year 11. The 'Fast Set' has not run in its historic format for current Year 11s due to uncertainty following the pandemic. The 'Fast Set' which we are referring to as 'Dual Plus' will instead do all of their examinations for the three qualifications at the end of Year 11.

Students in the 'Dual Set' - 102/Ma1 are studying GCSE Maths and GCSE Statistics concurrently and will sit all of their examinations at the end of Year 11.

Students in both classes will sit a GCSE Statistics trial exam in the Spring Term exam window.



Essential top tips

Success in Maths – How you can help your son/daughter?

Students need to come fully equipped to lessons – they need to practise with the equipment they'll have in the exam.

Key learning time is wasted if students are not properly equipped.

Students must have:

- Pen, pencil, ruler, purple pen
- Protractor, pair of compasses
- **Scientific calculator**



CASIO fx-83GT CW

CASIO fx-85GT CW

CASIO fx-991 CW

- For students likely to
take A-Level Maths

- Ask to see their homework– *check the quality of it, are they putting in maximum effort? How long are they taking?*
- Are there any topics they are struggling with? ***What are they doing about it? Have they spoken to their teacher?***
- Support their revision prior to tests and assessments– *do they have a revision list? Have they looked on MyMaths or Dr Frost to practise?*
- Ensure they are doing maths practice – *are they doing the Corbett maths 5 a day on the days that they don't have maths? What about the weekend?*



Science in Year 11

E Huxley

Subject Leader for Science



Science qualifications

- Awarding body - AQA
- GCSE Combined Science Trilogy (equivalent to 2 GCSEs)
- GCSE Biology
 - GCSE Chemistry
 - GCSE Physics
- Single Sciences (equivalent to 3 GCSEs)
- Both the Single Science and Combined Science routes allow access to all Science A-level and degree level courses



GCSE Science content

- Two areas are assessed through exam papers:-
 - Working scientifically
 - The key ideas and concepts of Biology, Chemistry and Physics
- Practical skills will also be assessed through exam papers. This will comprise 15% of the GCSEs
- 8 key practical tasks that students will complete per GCSE (16 for Combined Science; 24 for Single Sciences)
- 15% of marks will be based on maths skills.
- 17 Physics equations students must be able to recall and apply in the Foundation and Higher tier papers



Year 11 Science topics

Biology	Chemistry	Physics
Ecology	Quantitative calculations Using resources	Electricity Waves Magnetism and electromagnets
Once the topics are complete the students will be revising in Science lessons.		



Google classroom

Students will need to join the Google classroom set-up by each of their Science teachers, 3 in total. Class codes shared with students at the start of term.

- Homework
- Quizzes
- Video tutorials
- Revision resources
- Links to BBC Bitesize and other useful websites



Support

- Personalised Follow On Tasks based on exam question performance in mid and end of topic assessments
- Educake website for homework and independent study
- Home learning booklets that focus on exam question practice for each topic.
- Targeted intervention sessions for students who are underachieving.
- Revision classes at lunchtimes and afterschool.



Support

- GCSE Science Revision Guides and workbook
- Knowledge organisers
- Seneca learning website
- How to Revise Student Guide [Sharepoint: Science/Revision Tips (KS3 & KS4)]
- GCSE Biology resources [Sharepoint: Science/AQA Biology]
- GCSE Chemistry resources [Sharepoint: Science/AQA Chemistry]
- GCSE Physics resources [Sharepoint: Science/AQA Physics]





**Working together to
maximise achievement in
English**



GCSE English Language: 2 exams

Component 1: 1 hour and 45 minutes examination:

- **Section A:** respond to a Literature reading and Creative prose text through structured questions – **20%**
- **Section B:** Prose writing: descriptive, imaginative writing task – **20%**

Component 2: 2 hour examination:

- **Section A:** 19th and 21st century Non-Fiction reading texts respond to structured questions **30%**
- **Section B:** 30% Transactional, persuasive, discursive writing, 2 tasks – **30%**



GCSE English Literature: 2 exams

Component 1: 2 hours

- **Section A:** 'Macbeth' 2 essay questions
- **Section B:** Anthology poetry 2 essay questions (18 poems)

Component 2: 2 hours and 30 minutes

- **Section A:** 'An Inspector Calls' 1 essay
- **Section B:** 'A Christmas Carol' 1 essay
- **Section C:** Unseen Poems 2 essays



Setting in English

- **H/Ha** – equal top sets (sets 1 and 2 mixed)
- **M/Ma/Mb** – equal mid sets (sets 3 and 4 mixed)
- **S** – support set

ONE TIER entry :
(no foundation/higher papers)



Objectives for the year ahead:

- ✓ Fill in any knowledge gaps/ address any misconceptions
- ✓ Build writing stamina – 7 ½ hours of exams!
- ✓ Perfect exam technique (learn Top Tips, practice responses and improve writing speed)
- ✓ Confidence with crafting: writing needs to accurate AND also employ techniques



A VERY busy year ahead! The TWO GCSEs:

GCSE LITERATURE

Lesson Fortnight:	1	2	3	4	5	6	7	8	9	10	11	12	13	14	15
ALL DO NOWS: QUOTATION RECALLS															
Lesson	MAC	MAC	ANTH	ANTH	AIC	AIC	ACC	ACC	ANTH	ANTH	MAC	MAC	ACC	ACC	AIC
1	Prep		Prep		Prep		Prep		Prep		Prep		Prep		Prep
2	Prep		Prep		Prep		Prep		Prep		Prep		Prep		Prep
3		Prep		Prep		Prep		Prep		Prep		Prep		Prep	
4		Prep		Prep		Prep		Prep		Prep		Prep		Prep	
5		Essay 1		Essay 2		Essay 3		Essay 4		Essay 5		Essay 6		Essay 7	

GCSE LANGUAGE

Week:	1	2	3	4	5	6	7	8	9	10	11	12	13	14	15
ALL DO NOWS: SUBJECT KNOWLEDGE RECALLS															
Lesson	Comp 1	Comp 1:	Comp 1	Comp 1:	Comp 1	Comp 1:	Comp 1:	COMP 1			Comp 2	Comp 2	Comp 2	Comp 2	Comp 2
1	1	1:	1	1:	1	1:	1:	1			2	2	2	2	2
2	Sect. A	Narr	Section A	Narr	Section A	Narr	weak spots	TRIAL EXAM	UNSEEN POETRY	UNSEEN POETRY	Sect A	Sect A and B	Sect B:	Sect A	Sect A
3															and
4															Sect B:



The Secret of our Students' Success at HLS.

Advice from Year 11:

1. **Be ready for lessons! Be prepared for the essays to avoid a retake!**
2. **Re-read** each of the set texts at least **3 times** to *really* know them.
3. Create **your own revision materials** such as quotation cue cards/ revision posters / timelines.
4. **Learn and apply the Top Tips** for each of the questions on the Language exams. This is the markscheme!
5. **Complete LOTS of exam practice questions (Lang and Lit)** - give these in to be looked at.
6. Ensure that **you do 15-20 minutes of English Language or Literature revision every day** – 15-20 minutes makes a BIG difference to knowledge retention and improving confidence with writing responses.
7. **Attend the after-school revision classes on offer.**



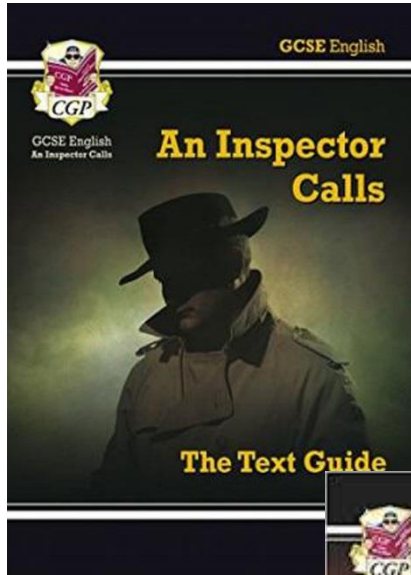
Success =




- ✓ 100% commitment at all times starting TODAY!
- ✓ Take responsibility for your learning:
 - **Complete all home learning tasks** in preparation for practice essays
 - **Actively use revision materials** to enhance subject knowledge e.g. make mind-maps/posters etc from Revision guides
 - **Learn your quotations** for Literature books and poems
 - Ensure that you are on **EXPERT** on your literature texts
 - **Attend revision sessions**
 - **Work hard EVERY lesson and act on advice.**
- ✓ If you are struggling, **seek help sooner** rather than later.
- ✓ **Revise** for each mock exam/assessment: **APPLY** the TOP TIPS that your teacher shares with you and complete practice papers.
- ✓ Get organised **NOW**- labelled folders for notes/revision materials




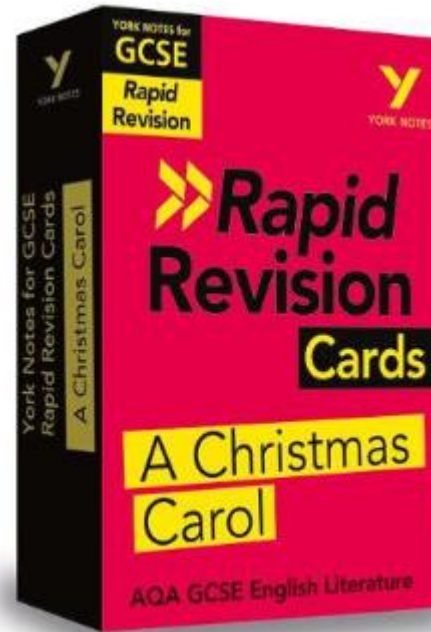
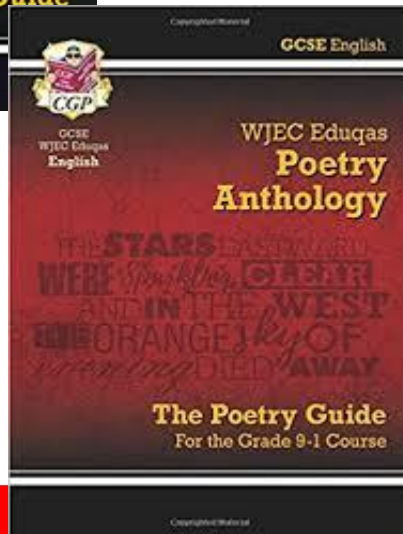
So many resources out there to keep revision interesting:



Character Analysis: Lady Macbeth - YouTube
com



Mr Bruff - YouTube
youtube.com




CPG revision guides offer reminder:

The following revision guides can be purchased as a bundle (not individually):

- An Inspector Calls
- Macbeth
- A Christmas Carol
- Eduqas Anthology Poetry
- Eduqas English Language Workbook

If you would like to purchase these CGP Revision Guides and the Language workbook please pay **£15.75** (RRP £32.50) on **ParentPay by Sunday 1st October 2023**.

All guides will be distributed to students the week after the ParentPay closing date.



Thank you for joining us!

We are looking forward to working with you this year!

Have a safe journey home!

