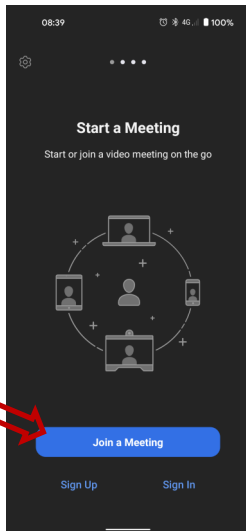


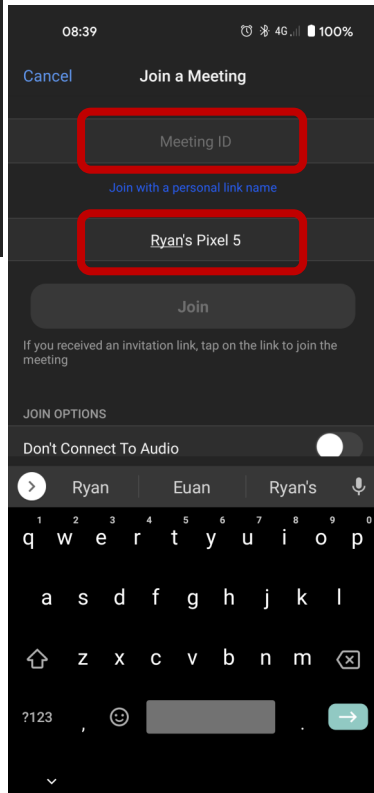
Changing your name in Zoom

Android



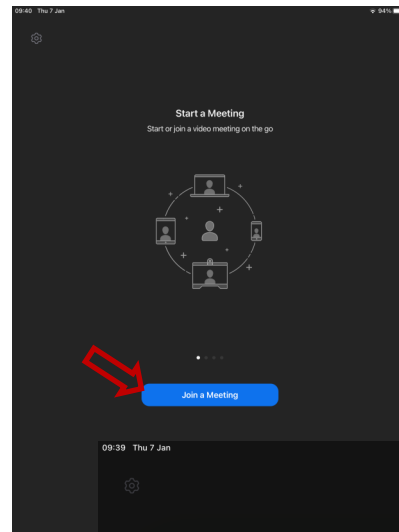
Select 'Join a Meeting'

On the next screen, type in the 'Meeting ID' and your full name.



Then click on 'Join'

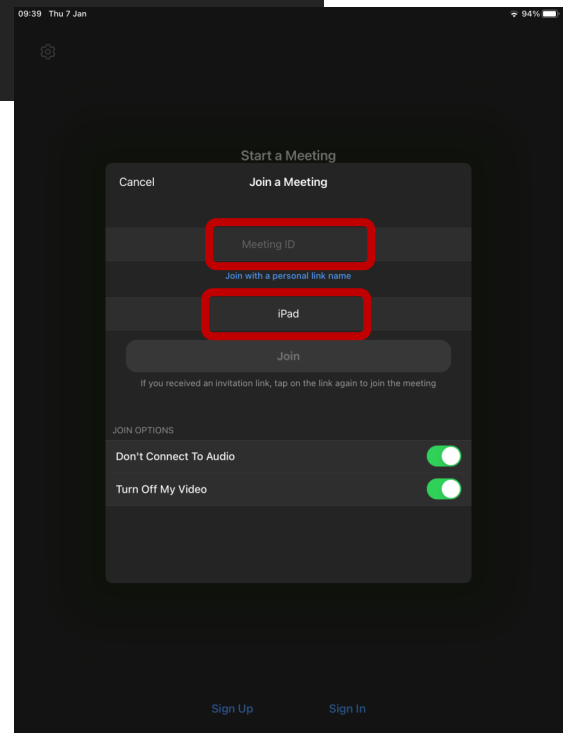
Apple



Select 'Join a Meeting'

On the next screen, type in the 'Meeting ID' and your full name.

Then click on 'Join'



Internet

Open your internet browser and go to <https://zoom.us/>



Select 'Join a Meeting' at top right of page (no need to sign in)

On the next screen, type in the 'Meeting ID'



Click on 'cancel' on any pop ups (no need to install any programs). Then click on 'join from your browser'

If you have Zoom Client installed, [launch meeting](#). Otherwise, [download and run Zoom](#).

If you cannot download or run the application, [join from your browser](#).

On the next screen, type in your full name.

Then click on 'Join'